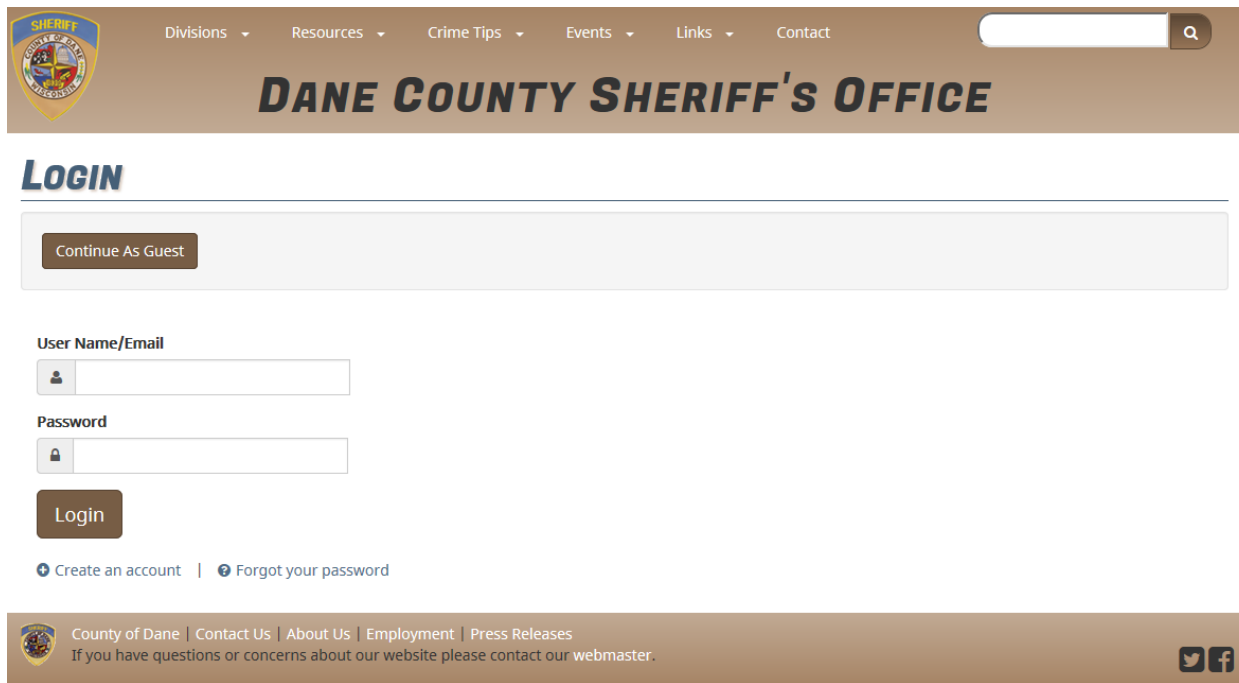


Online registration

New this year, our online process has changed.

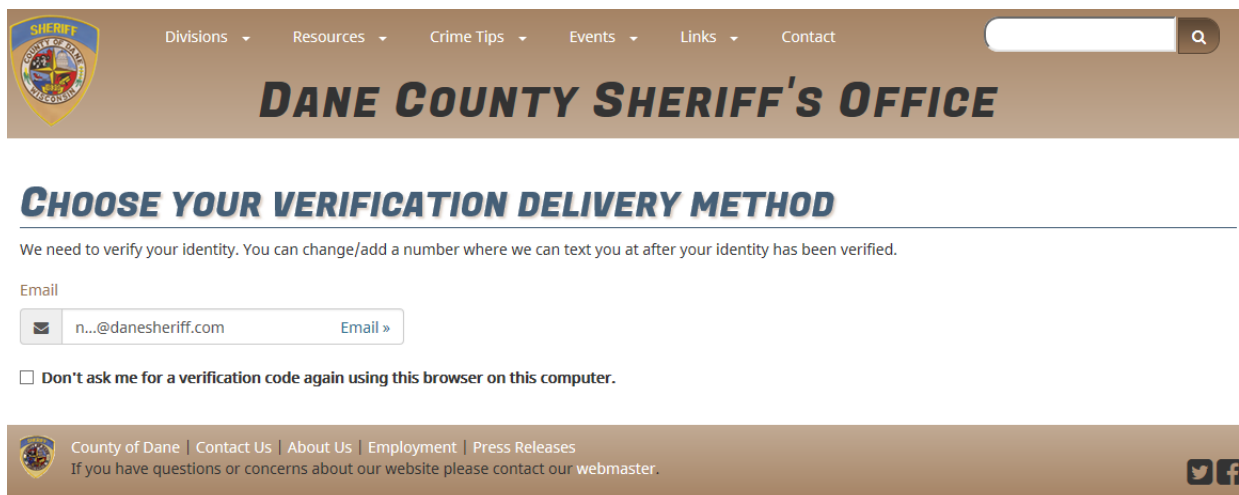
Logging in allows you to continue as a guest or to create a user name and password for future use.



The screenshot shows the top navigation bar of the Dane County Sheriff's Office website. It includes the Sheriff's Office logo on the left, a search bar on the right, and a menu with items: Divisions, Resources, Crime Tips, Events, Links, and Contact. Below the navigation bar is a large header with the text "DANE COUNTY SHERIFF'S OFFICE". Underneath the header is a "LOGIN" section. It features a "Continue As Guest" button, a "User Name/Email" input field with a person icon, a "Password" input field with a lock icon, and a "Login" button. Below the login fields are links for "Create an account" and "Forgot your password". At the bottom of the page, there is a footer with the text "County of Dane | Contact Us | About Us | Employment | Press Releases" and "If you have questions or concerns about our website please contact our webmaster." along with social media icons for Twitter and Facebook.

NOTE: Creating a user name and password will allow you to update information and then access that information when you need to register again or update information.

For better security, you will be sent a verification code. Two factor-authentication is becoming a standard for on-line security.



The screenshot shows the verification page of the Dane County Sheriff's Office website. It features the same navigation bar and header as the login page. Below the header is a section titled "CHOOSE YOUR VERIFICATION DELIVERY METHOD". The text below the title reads: "We need to verify your identity. You can change/add a number where we can text you at after your identity has been verified." There is an "Email" input field with a mail icon, containing the text "n...@danesherriff.com" and an "Email »" button. Below the input field is a checkbox labeled "Don't ask me for a verification code again using this browser on this computer." At the bottom of the page, there is a footer with the text "County of Dane | Contact Us | About Us | Employment | Press Releases" and "If you have questions or concerns about our website please contact our webmaster." along with social media icons for Twitter and Facebook.

Once you have established a login, you can add a cellphone and choose to have a text sent instead of an email with the verification code.

Once the verification codes is sent, you will enter it here.

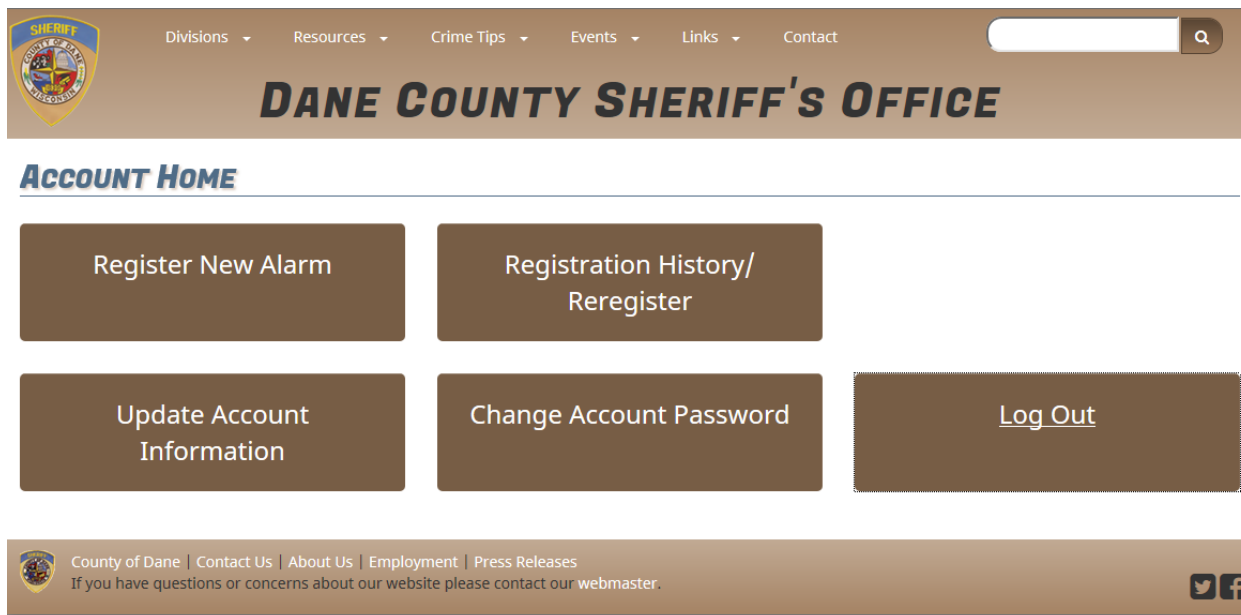
[If you don't see the email, check your junk mail.]



The screenshot shows the top navigation bar with the Dane County Sheriff's Office logo on the left and a search bar on the right. The main header reads "DANE COUNTY SHERIFF'S OFFICE". Below this is a section titled "VERIFICATION CODE". The form contains the instruction "Please enter your 6 digit code" followed by a text input field. Below the input field are two buttons: "Verify" and "Resend Verification Code". The footer includes the text "County of Dane | Contact Us | About Us | Employment | Press Releases" and "If you have questions or concerns about our website please contact our webmaster." along with social media icons for Twitter and Facebook.

This will take you to the alarm home screen, where your options for your alarm registration are available.

2020 Re-registrations: Since this is the first year of this new process, choose Register New Alarm. Unfortunately, your existing information was not transferred into this process.



The screenshot shows the "ACCOUNT HOME" page. The top navigation bar is identical to the previous page. The main content area features five buttons: "Register New Alarm", "Registration History/ Reregister", "Update Account Information", "Change Account Password", and "Log Out". The footer is also identical to the previous page, including the text "County of Dane | Contact Us | About Us | Employment | Press Releases" and "If you have questions or concerns about our website please contact our webmaster." along with social media icons for Twitter and Facebook.

When returning to the registration, if you forget your password, there is an option for that.

Divisions Resources Crime Tips Events Links Contact

DANE COUNTY SHERIFF'S OFFICE

LOGIN

Continue As Guest

User Name/Email

Password

Login

Create an account | **Forgot your password**

County of Dane | Contact Us | About Us | Employment | Press Releases
If you have questions or concerns about our website please contact our webmaster.

Once you click on that, you will be sent an email like this:

Subject: Password Reset

Forgot Your Password?

Someone (hopefully you) has requested a new password for the Dane Sheriff account for nyland@danesheriff.com. No changes have been made to your account yet.

You can reset you password by clicking the button below:

[Reset Password](#)

For security reasons this link is valid for 24 hours.

If you need assistance with resetting your password, please contact the Dane County Help Desk.
Phone : (608) 266-4440
Email : helpdesk@countyofdane.com

When you click on the Reset Password you should be directed to a screen that will allow you to enter a new password.

Registration:

When doing your Address Lookup, minimal information is the best approach.

Enter the House/Fire number, and the Street Name. The Municipality is starred as a required field, but the Search All is a valid option, so do not modify that field.

ALARM REGISTRATION

The Dane County Sheriff's Office uses a third party (GovPayNet) to collect the fees for the alarm registration. Each property will have to be re-registered on a separate transaction. GovPayNet charges an additional fee of approximately \$1.50 per transaction.

Address Lookup

House Number *

Prefix Direction

Street Name *

Street Type

Municipality *

Search Results - Found 2 Matches

Register	Address	View in Access Dane
<input type="button" value="Register"/>	7556 W OLD SAUK RD TOWN OF MIDDLETON WI,	<input type="button" value="Access Dane"/>
<input type="button" value="Register"/>	7555 W OLD SAUK RD TOWN OF MIDDLETON WI, 53593	<input type="button" value="Access Dane"/>

Select Register next to your property and complete the fields on the subsequent pages.